



SIPLUS S7-1200 CPU 1215FC DC/DC/DC based on 6ES7215-1AF40-0XB0 with conformal coating, -25...+55 °C, compact CPU, DC/DC/DC, 2 PROFINET ports, onboard I/O: 14 DI 24 V DC; 10 DQ 24 V DC 0.5 A; 2 AI 0-10 V DC, 2 AQ 0-20 mA DC, power supply: DC 20.4 - 28.8 V DC, program/data memory 150 KB



General information	
Product type designation	CPU 1215FC DC/DC/DC
based on	6ES7215-1AF40-0XB0
Engineering with	
<ul style="list-style-type: none"> STEP 7 TIA Portal configurable/integrated from version 	see entry ID: 109746275
Supply voltage	
Rated value (DC)	Yes
<ul style="list-style-type: none"> 24 V DC 	
permissible range, lower limit (DC)	20.4 V
permissible range, upper limit (DC)	28.8 V
Reverse polarity protection	Yes
Load voltage L+	
<ul style="list-style-type: none"> Rated value (DC) permissible range, lower limit (DC) permissible range, upper limit (DC) 	24 V 20.4 V 28.8 V
Input current	
Current consumption (rated value)	500 mA; CPU only
Current consumption, max.	1 500 mA; CPU with all expansion modules
Inrush current, max.	12 A; at 28.8 V DC
I ² t	0.5 A ² ·s
Output current	
for backplane bus (5 V DC), max.	1 600 mA; Max. 5 V DC for SM and CM
Encoder supply	
24 V encoder supply	
<ul style="list-style-type: none"> 24 V 	L+ minus 4 V DC min.
Power loss	
Power loss, typ.	12 W
Memory	
Work memory	
<ul style="list-style-type: none"> integrated 	250 kbyte
Load memory	
<ul style="list-style-type: none"> integrated Plug-in (SIMATIC Memory Card), max. 	4 Mbyte with SIMATIC memory card
Backup	
<ul style="list-style-type: none"> present maintenance-free 	Yes Yes

• without battery	Yes
CPU processing times	
for bit operations, typ.	0.08 µs; / instruction
for word operations, typ.	1.7 µs; / instruction
for floating point arithmetic, typ.	2.3 µs; / instruction
CPU-blocks	
Number of blocks (total)	DBs, FCs, FBs, counters and timers. The maximum number of addressable blocks ranges from 1 to 65535. There is no restriction, the entire working memory can be used
OB	
• Number, max.	Limited only by RAM for code
Data areas and their retentivity	
Retentive data area (incl. timers, counters, flags), max.	14 kbyte
Flag	
• Size, max.	8 kbyte; Size of bit memory address area
Local data	
• per priority class, max.	16 kbyte; Priority class 1 (program cycle): 16 KB, priority class 2 to 26: 6 KB
Address area	
Process image	
• Inputs, adjustable	1 kbyte
• Outputs, adjustable	1 kbyte
Hardware configuration	
Number of modules per system, max.	3 comm. modules, 1 signal board, 8 signal modules
• number of expansion boards (SB, CB, BB)	1
• number of signal modules (SM)	8
• number of communications modules (CM)	3
Time of day	
Clock	
• Hardware clock (real-time)	Yes
• Backup time	480 h; Typical
• Deviation per day, max.	±60 s/month at 25 °C
Digital inputs	
Number of digital inputs	14; Integrated
• of which inputs usable for technological functions	6; HSC (High Speed Counting)
Sourcing/sinking input	Yes
Number of simultaneously controllable inputs	
all mounting positions	
— up to 40 °C, max.	14
Input voltage	
• Rated value (DC)	24 V
• for signal "0"	5 V DC at 1 mA
• for signal "1"	15 V DC at 2.5 mA
Input delay (for rated value of input voltage)	
for standard inputs	
— parameterizable	0.1 / 0.2 / 0.4 / 0.8 / 1.6 / 3.2 / 6.4 / 10.0 / 12.8 / 20.0 µs; 0.05 / 0.1 / 0.2 / 0.4 / 0.8 / 1.6 / 3.2 / 6.4 / 10.0 / 12.8 / 20.0 ms
— at "0" to "1", min.	0.2 ms
— at "0" to "1", max.	12.8 ms
for interrupt inputs	
— parameterizable	Yes
for technological functions	
— parameterizable	Single phase: 3 @ 100 kHz & 3 @ 30 kHz, differential: 3 @ 80 kHz & 3 @ 30 kHz
Cable length	
• shielded, max.	500 m; 50 m for technological functions
• unshielded, max.	300 m; for technological functions: No
Digital outputs	
Number of digital outputs	10
• of which high-speed outputs	4; 100 kHz Pulse Train Output
Limitation of inductive shutdown voltage to	L+ (-48 V)

Switching capacity of the outputs	
• with resistive load, max.	0.5 A
• on lamp load, max.	5 W
Output voltage	
• for signal "0", max.	0.1 V; with 10 kOhm load
• for signal "1", min.	20 V
Output current	
• for signal "1" rated value	0.5 A
• for signal "0" residual current, max.	0.1 mA
Output delay with resistive load	
• "0" to "1", max.	1 µs
• "1" to "0", max.	5 µs
Switching frequency	
• of the pulse outputs, with resistive load, max.	100 kHz
Relay outputs	
• Number of relay outputs	0
Cable length	
• shielded, max.	500 m
• unshielded, max.	150 m
Analog inputs	
Number of analog inputs	2
Input ranges	
• Voltage	Yes
Input ranges (rated values), voltages	
• 0 to +10 V	Yes
— Input resistance (0 to 10 V)	≥100k ohms
Cable length	
• shielded, max.	100 m; twisted and shielded
Analog outputs	
Number of analog outputs	2
Output ranges, current	
• 0 to 20 mA	Yes
Analog value generation for the inputs	
Integration and conversion time/resolution per channel	
• Resolution with overrange (bit including sign), max.	10 bit
• Integration time, parameterizable	Yes
• Conversion time (per channel)	625 µs
Analog value generation for the outputs	
Integration and conversion time/resolution per channel	
• Resolution with overrange (bit including sign), max.	10 bit
Encoder	
Connectable encoders	
• 2-wire sensor	Yes
Interfaces	
Number of PROFINET interfaces	1
1. Interface	
Interface type	PROFINET
Isolated	Yes
automatic detection of transmission rate	Yes
Autonegotiation	Yes
Autocrossing	Yes
Interface types	
• RJ 45 (Ethernet)	Yes
• Number of ports	2
• integrated switch	Yes
Protocols	
• PROFINET IO Controller	Yes
• PROFINET IO Device	Yes

• SIMATIC communication	Yes
• Open IE communication	Yes; Optionally also encrypted
• Web server	Yes
• Media redundancy	Yes; as MRP client
PROFINET IO Controller	
• Transmission rate, max.	100 Mbit/s
Services	
— PG/OP communication	Yes; encryption with TLS V1.3 pre-selected
— Isochronous mode	No
— IRT	No
— PROFinergy	No
— Prioritized startup	Yes
— Number of IO devices with prioritized startup, max.	16
— Number of connectable IO Devices, max.	16
— Number of connectable IO Devices for RT, max.	16
— of which in line, max.	16
— Number of IO Devices that can be simultaneously activated/deactivated, max.	8
— Updating time	The minimum value of the update time also depends on the communication component set for PROFINET IO, on the number of IO devices and the quantity of configured user data.
PROFINET IO Device	
Services	
— PG/OP communication	Yes; encryption with TLS V1.3 pre-selected
— Isochronous mode	No
— IRT	No
— PROFinergy	Yes
— Shared device	Yes
— Number of IO Controllers with shared device, max.	2
Protocols	
Supports protocol for PROFINET IO	Yes
PROFIsafe	Yes
PROFIBUS	Yes; CM 1243-5 (master) or CM 1242-5 (slave) required
OPC UA	Yes; OPC UA Server
AS-Interface	Yes; CM 1243-2 required
Protocols (Ethernet)	
• TCP/IP	Yes
• DHCP	No
• SNMP	Yes
• DCP	Yes
• LLDP	Yes
Redundancy mode	
Media redundancy	
— MRP	Yes; as MRP redundancy manager and/or MRP client
— MRPD	No
SIMATIC communication	
• S7 routing	Yes
Open IE communication	
• TCP/IP	Yes
— Data length, max.	8 kbyte
• ISO-on-TCP (RFC1006)	Yes
— Data length, max.	8 kbyte
• UDP	Yes
— Data length, max.	1 472 byte
Web server	
• supported	Yes
• User-defined websites	Yes
OPC UA	
• Runtime license required	Yes; "Basic" license required
• OPC UA Server	Yes; data access (read, write, subscribe), method call, runtime license required

— Application authentication	Available security policies: None, Basic128Rsa15, Basic256Rsa15, Basic256Sha256
— User authentication	"anonymous" or by user name & password
— Number of sessions, max.	10
— Number of subscriptions per session, max.	5
— Sampling interval, min.	100 ms
— Publishing interval, min.	200 ms
— Number of server methods, max.	20
— Number of monitored items, recommended max.	1 000
— Number of server interfaces, max.	2
— Number of nodes for user-defined server interfaces, max.	2 000
Further protocols	
• MODBUS	Yes
Communication functions	
S7 communication	
• supported	Yes
• as server	Yes
• as client	Yes
• User data per job, max.	See online help (S7 communication, user data size)
Number of connections	
• overall	PG Connections: 4 reserved / 4 max; HMI Connections: 12 reserved / 18 max; S7 Connections: 8 reserved / 14 max; Open User Connections: 8 reserved / 14 max; Web Connections: 2 reserved / 30 max; OPC UA Connections: 0 reserved / 10 max; Total Connections: 34 reserved / 68 max
Test commissioning functions	
Status/control	
• Status/control variable	Yes
• Variables	inputs/outputs, bit memories, DBs, peripheral I/Os (without fail-safe), times, counters
Forcing	
• Forcing	Yes; peripheral inputs/outputs (without fail-safe)
Diagnostic buffer	
• present	Yes
Traces	
• Number of configurable Traces	2
• Memory size per trace, max.	512 kbyte
Interrupts/diagnostics/status information	
Diagnostics indication LED	
• RUN/STOP LED	Yes
• ERROR LED	Yes
• MAINT LED	Yes
Integrated Functions	
Counter	
• Number of counters	6
• Counting frequency, max.	100 kHz
Frequency measurement	Yes
controlled positioning	Yes
Number of position-controlled positioning axes, max.	8
Number of positioning axes via pulse-direction interface	4; With integrated outputs
PID controller	Yes
Number of alarm inputs	4
Number of pulse outputs	4
Limit frequency (pulse)	100 kHz
Potential separation	
Potential separation digital inputs	
• Potential separation digital inputs	No
• between the channels, in groups of	1
Potential separation digital outputs	
• Potential separation digital outputs	Yes

• between the channels	No
• between the channels, in groups of	1
EMC	
Interference immunity against discharge of static electricity	
• Interference immunity against discharge of static electricity acc. to IEC 61000-4-2	Yes
— Test voltage at air discharge	8 kV
— Test voltage at contact discharge	6 kV
Interference immunity to cable-borne interference	
• Interference immunity on supply lines acc. to IEC 61000-4-4	Yes
• Interference immunity on signal cables acc. to IEC 61000-4-4	Yes
Interference immunity against voltage surge	
• Interference immunity on supply lines acc. to IEC 61000-4-5	Yes
Interference immunity against conducted variable disturbance induced by high-frequency fields	
• Interference immunity against high-frequency radiation acc. to IEC 61000-4-6	Yes
Emission of radio interference acc. to EN 55 011	
• Limit class A, for use in industrial areas	Yes; Group 1
• Limit class B, for use in residential areas	Yes; When appropriate measures are used to ensure compliance with the limits for Class B according to EN 55011
Degree and class of protection	
IP degree of protection	IP20
Standards, approvals, certificates	
Siemens Eco Profile (SEP)	Siemens EcoTech
Ecological footprint	
• environmental product declaration	Yes; type II acc. to ISO 14021
Global warming potential	
— global warming potential, (total) [CO2 eq]	106 kg
— global warming potential, (during production) [CO2 eq]	18.5 kg
— global warming potential, (during operation) [CO2 eq]	88.2 kg
— global warming potential, (after end of life cycle) [CO2 eq]	-1.1 kg
Highest safety class achievable in safety mode	
• Performance level according to ISO 13849-1	PLe
• SIL acc. to IEC 61508	SIL 3
Ambient conditions	
Free fall	
• Fall height, max.	0.3 m; five times, in product package
Ambient temperature during operation	
• min.	-25 °C; = Tmin
• max.	55 °C; = Tmax (number of simultaneously activated inputs or outputs: 4 or 3 (no adjacent points) at 60 °C horizontally or 50 °C vertically, 8 or 6 at 55 °C horizontally or 45 °C vertically)
• horizontal installation, min.	-25 °C; = Tmin (incl. condensation/frost)
• horizontal installation, max.	55 °C; = Tmax
• vertical installation, min.	-25 °C; = Tmin
• vertical installation, max.	45 °C; = Tmax
Ambient temperature during storage/transportation	
• min.	-40 °C
• max.	70 °C
Air pressure acc. to IEC 60068-2-13	
• Operation, min.	795 hPa
• Operation, max.	1 140 hPa
• Storage/transport, min.	660 hPa
• Storage/transport, max.	1 140 hPa
Altitude during operation relating to sea level	
• Installation altitude, min.	-1 000 m

• Installation altitude, max.	5 000 m; Restrictions for installation altitudes > 2 000 m, see manual
Relative humidity	
• With condensation, tested in accordance with IEC 60068-2-38, max.	100 %; incl. condensation / frost permitted (no commissioning under condensation conditions)
Vibrations	
• Vibration resistance during operation acc. to IEC 60068-2-6	2 g (m/s ²) wall mounting, 1 g (m/s ²) DIN rail
• Operation, tested according to IEC 60068-2-6	Yes
Shock testing	
• tested according to IEC 60068-2-27	Yes; IEC 68, Part 2-27 half-sine: strength of the shock 15 g (peak value), duration 11 ms
Resistance	
Coolants and lubricants	
— Resistant to commercially available coolants and lubricants	Yes
Use in stationary industrial systems	
— to biologically active substances according to EN 60721-3-3	Yes; Class 3B2 mold, fungus and dry rot spores (with the exception of fauna); Class 3B3 on request
— to chemically active substances according to EN 60721-3-3	Yes; Class 3C4 (RH < 75 %) incl. salt spray acc. to EN 60068-2-52 (severity degree 3); *
— to mechanically active substances according to EN 60721-3-3	Yes; Class 3S4 incl. sand, dust, *
Use on ships/at sea	
— to biologically active substances according to EN 60721-3-6	Yes; Class 6B2 mold and fungal spores (excluding fauna); Class 6B3 on request
— to chemically active substances according to EN 60721-3-6	Yes; Class 6C3 (RH < 75 %) incl. salt spray acc. to EN 60068-2-52 (severity degree 3); *
— to mechanically active substances according to EN 60721-3-6	Yes; Class 6S3 incl. sand, dust; *
Usage in industrial process technology	
— Against chemically active substances acc. to EN 60654-4	Yes; Class 3 (excluding trichlorethylene)
— Environmental conditions for process, measuring and control systems acc. to ANSI/ISA-71.04	Yes; Level GX group A/B (excluding trichlorethylene; harmful gas concentrations up to the limits of EN 60721-3-3 class 3C4 permissible); level LC3 (salt spray) and level LB3 (oil)
Remark	
— Note regarding classification of environmental conditions acc. to EN 60721, EN 60654-4 and ANSI/ISA-71.04	* The supplied plug covers must remain in place over the unused interfaces during operation!
Conformal coating	
• Coatings for printed circuit board assemblies acc. to EN 61086	Yes; Class 2 for high reliability
• Protection against fouling acc. to EN 60664-3	Yes; Type 1 protection
• Military testing according to MIL-I-46058C, Amendment 7	Yes; Discoloration of coating possible during service life
• Qualification and Performance of Electrical Insulating Compound for Printed Board Assemblies according to IPC-CC-830A	Yes; Conformal coating, Class A
Configuration	
Programming	
Programming language	
— LAD	Yes; incl. failsafe
— FBD	Yes; incl. failsafe
— SCL	Yes
Know-how protection	
• User program protection/password protection	Yes
• Copy protection	Yes
• Block protection	Yes
Access protection	
• protection of confidential configuration data	Yes
• Protection level: Write protection	Yes
• Protection level: Read/write protection	Yes
• Protection level: Complete protection	Yes
• User administration	Yes; device-wide
• Number of users	42

• Number of groups	14
• Number of roles	20
Cycle time monitoring	
• adjustable	Yes
Dimensions	
Width	130 mm
Height	100 mm
Depth	75 mm
Weights	
Weight, approx.	500 g

Classifications			
		Version	Classification
	eClass	14	27-24-22-07
	eClass	12	27-24-22-07
	eClass	9.1	27-24-22-07
	eClass	9	27-24-22-07
	eClass	8	27-24-22-07
	eClass	7.1	27-24-22-07
	eClass	6	27-24-22-07
	ETIM	10	EC000236
	ETIM	9	EC000236
	ETIM	8	EC000236
	ETIM	7	EC000236
	IDEA	4	3565
	UNSPSC	15	32-15-17-05

Approvals / Certificates

General Product Approval



CE
EG-Konf.

[Manufacturer Declaration](#)



UK
CA

[China RoHS](#)



UL

[Metrological Approval](#)

General Product Approval **EMV** **For use in hazardous locations**



EAC

[China RoHS](#)



CE
EG-Konf.



UK
CA




RCM




IECEX

For use in hazardous locations **Functional Safety** **Environment**




ATEX




CCC

[TUEV](#)

[TUEV](#)



EPD



Siemens
EcoTech

last modified: 4/30/2026 