

SIPLUS PCS 7 CPU 410-5H based on 6ES7410-5HX08-0AB0 with conformal coating, -25...+70 °C, central processing unit for S7-400 and S7-400H/F/FH, 5 interfaces: 1x PN, 1x DP, 2x for Sync modules and 1x service . only for spare parts supply; without System Expansion Card

General information	
Product type designation	CPU 410-5H
Design of PLC basic unit	with conformal coating
based on	6ES7410-5HX08-0AB0
Product function	
<ul style="list-style-type: none"> • SysLog 	Yes; via TCP; up to 4 receivers can be parameterized; buffer capacity max. 3 200 entries
<ul style="list-style-type: none"> • Field interface security 	Yes
Engineering with	
<ul style="list-style-type: none"> • Programming package 	from SIMATIC PCS 7 V10.0.1 (HSP 324, 325, 326)
CiR - Configuration in RUN	
CiR synchronization time, basic load	60 ms
CiR synchronization time, time per I/O byte	0 µs
Input current	
from backplane bus 5 V DC, typ.	2 A
from backplane bus 5 V DC, max.	2.4 A
from backplane bus 24 V DC, max.	150 mA; DP interface
from interface 5 V DC, max.	90 mA; At the DP interface
Power loss	
Power loss, typ.	10 W
Processor	
CPU speed	450 MHz; Multi-processor system
Memory	
PCS 7 process objects	100 ... approx. 2 600, adjustable with System Expansion Card
Work memory	
<ul style="list-style-type: none"> • integrated 	32 Mbyte; max., dependent on the System Expansion Card used
<ul style="list-style-type: none"> • integrated (for program) 	Dependent on the System Expansion Card used
<ul style="list-style-type: none"> • integrated (for data) 	Dependent on the System Expansion Card used
<ul style="list-style-type: none"> • expandable 	Dependent on the System Expansion Card used
Load memory	
<ul style="list-style-type: none"> • integrated RAM, max. 	48 Mbyte
<ul style="list-style-type: none"> • expandable RAM 	No
Backup	
<ul style="list-style-type: none"> • with battery 	Yes; all data
<ul style="list-style-type: none"> • without battery 	Yes; Program and data of the load memory
Battery	
Backup battery	
<ul style="list-style-type: none"> • Backup current, typ. 	370 µA; Valid up to 40°C
<ul style="list-style-type: none"> • Backup current, max. 	2.1 mA
<ul style="list-style-type: none"> • Backup time, max. 	Dealt with in the module data manual with the secondary conditions and the factors of influence
<ul style="list-style-type: none"> • Feeding of external backup voltage to CPU 	No
CPU processing times	
for bit operations, typ.	7.5 ns
for word operations, typ.	7.5 ns
for fixed point arithmetic, typ.	7.5 ns
for floating point arithmetic, typ.	15 ns
average processing time of PCS 7 typicals	110 µs; with APL Typicals

Process tasks, max.	9; Individually adjustable from 10 ms to 5 s
CPU-blocks	
DB	
• Number, max.	16 000; Number range: 1 to 16 000 (= Instances)
• Size, max.	64 kbyte
FB	
• Number, max.	8 000; Number range: 0 to 7999
• Size, max.	64 kbyte
FC	
• Number, max.	8 000; Number range: 0 to 7999
• Size, max.	64 kbyte
OB	
• Number, max.	see instruction list
• Size, max.	64 kbyte
• Number of free cycle OBs	1; OB 1
• Number of time alarm OBs	8; OB 10-17
• Number of delay alarm OBs	4; OB 20-23
• Number of cyclic interrupt OBs	9; OB 30-38 (= Process Tasks)
• Number of process alarm OBs	8; OB 40-47
• Number of DPV1 alarm OBs	3; OB 55-57
• Number of startup OBs	2; OB 100, 102
• Number of asynchronous error OBs	9; OB 80-88
• Number of synchronous error OBs	2; OB 121, 122
Nesting depth	
• per priority class	24
• additional within an error OB	2
Counters, timers and their retentivity	
IEC counter	
• present	Yes
• Type	SFB
• Number	Unlimited (limited only by RAM capacity)
IEC timer	
• present	Yes
• Type	SFB
• Number	Unlimited (limited only by RAM capacity)
Data areas and their retentivity	
Retentive data area (incl. timers, counters, flags), max.	Total working and load memory (with backup battery)
Flag	
• Size, max.	16 384 byte
• Retentivity available	Yes
• Number of clock memories	8; in 1 memory byte
Local data	
• adjustable, max.	64 kbyte
Address area	
I/O address area	
• Inputs	16 kbyte; max., dependent on the System Expansion Card used
• Outputs	16 kbyte; max., dependent on the System Expansion Card used
Process image	
• Inputs, default	16 kbyte; Dependent on the System Expansion Card used
• Outputs, default	16 kbyte; Dependent on the System Expansion Card used
• consistent data, max.	244 byte
• Access to consistent data in process image	Yes
Subprocess images	
• Number of subprocess images, max.	15
Hardware configuration	
Number of expansion units, max.	21; S7-400 expansion devices
connectable OPs	119
Multicomputing	No
Interface modules	

• Number of connectable IMs (total), max.	6
• Number of connectable IM 460s, max.	6
• Number of connectable IM 463s, max.	4; Single mode only
Number of DP masters	
• integrated	1
• via CP	10; CP 443-5 Extended
Number of IO Controllers	
• integrated	2
• via CP	0
Number of operable FMs and CPs (recommended)	
• PROFIBUS and Ethernet CPs	11; Of which max. 10 CP as DP master
Slots	
• required slots	2
Time of day	
Clock	
• Hardware clock (real-time)	Yes
• retentive and synchronizable	Yes
• Resolution	1 ms
• Deviation per day (buffered), max.	1.7 s; Power off
• Deviation per day (unbuffered), max.	8.6 s; Power on
Operating hours counter	
• Number	16
• Number/Number range	0 to 15
• Range of values	SFCs 2, 3 and 4: 0 to 32767 hours SFC 101: 0 to 2 ³¹ - 1 hours
• Granularity	1 h
• retentive	Yes
Clock synchronization	
• supported	Yes
• to DP, master	Yes
• on DP, device	Yes
• in AS, master	Yes
• in AS, device	Yes
• on Ethernet via NTP	NTP as client and as server/client via SIMATIC procedure
Interfaces	
Number of PROFINET interfaces	2
Number of RS 485 interfaces	1; PROFIBUS DP
Number of other interfaces	2; 2x synchronization
1. Interface	
Interface type	RS 485 / PROFIBUS
Isolated	Yes
Number of connections	16
Interface types	
• Output current of the interface, max.	150 mA
Protocols	
• PROFIBUS DP master	Yes
• PROFIBUS DP device	No
PROFIBUS DP master	
• Number of connections, max.	16
• Transmission rate, max.	12 Mbit/s
• max. number of DP devices	96
• Number of slots per interface, max.	1 632
Services	
— PG/OP communication	Yes
— Routing	Yes; S7 routing
— Global data communication	No
— S7 basic communication	No
— S7 communication	Yes
— S7 communication, as client	Yes
— S7 communication, as server	Yes

— Equidistance	No
— Isochronous mode	No
— SYNC/FREEZE	No
— activation/deactivation of DP devices	Yes; Approved for stand-alone operation only, not in conjunction with CiR (Configuration in Run)
— Direct data exchange (slave-to-slave communication)	No
— DPV1	Yes
Address area	
— Inputs, max.	6 kbyte
— Outputs, max.	6 kbyte
User data per DP device	
— user data per DP device, max.	244 byte
— Inputs, max.	244 byte
— Outputs, max.	244 byte
— Slots, max.	244
— per slot, max.	128 byte
2. Interface	
Interface type	PROFINET
Isolated	Yes
automatic detection of transmission rate	Yes; Autosensing
Autonegotiation	Yes
Autocrossing	Yes
System redundancy	Yes
Redundant subnetworks	Yes
Change of IP address at runtime, supported	No
Number of connections	120
Interface types	
• Number of ports	2
• integrated switch	Yes
Protocols	
• PROFINET IO Controller	Yes
• PROFINET IO Device	No
• PROFINET CBA	No
• Open IE communication	Yes
• Web server	No
• Media redundancy	Yes
PROFINET IO Controller	
• Transmission rate, max.	100 Mbit/s
Services	
— PG/OP communication	Yes
— S7 communication	Yes
— Shared device	No; however, usable as part of S7
— Prioritized startup	No
— Number of connectable IO Devices, max.	250
— Number of connectable IO Devices for RT, max.	250
— of which in line, max.	250
— Activation/deactivation of IO Devices	Yes; Approved for stand-alone operation only, not in conjunction with CiR (Configuration in Run)
— IO Devices changing during operation (partner ports), supported	No
— Device replacement without swap medium	Yes
— Send cycles	250 μ s, 500 μ s, 1 ms, 2 ms, 4 ms
— Updating time	250 μ s to 512 ms, minimum value depends on the number of configured user data and the configured single or redundant mode
Address area	
— Inputs, max.	8 kbyte
— Outputs, max.	8 kbyte
— User data consistency, max.	1 024 byte
Open IE communication	

<ul style="list-style-type: none"> • Number of connections, max. 	118
<ul style="list-style-type: none"> • Local port numbers used at the system end 	0, 20, 21, 25, 102, 135, 161, 34962, 34963, 34964, 65532, 65533, 65534, 65535
<ul style="list-style-type: none"> • Keep-alive function, supported 	Yes
3. Interface	
Interface type	PROFINET
Isolated	Yes
automatic detection of transmission rate	Yes; Autosensing
Autonegotiation	Yes
Autocrossing	Yes
System redundancy	Yes
Redundant subnetworks	Yes
Number of connections	120
Interface types	
<ul style="list-style-type: none"> • Number of ports 	2
<ul style="list-style-type: none"> • integrated switch 	Yes
Protocols	
<ul style="list-style-type: none"> • PROFINET IO Controller 	Yes
<ul style="list-style-type: none"> • PROFINET IO Device 	No
<ul style="list-style-type: none"> • PROFINET CBA 	No
<ul style="list-style-type: none"> • Open IE communication 	Yes
<ul style="list-style-type: none"> • Web server 	No
<ul style="list-style-type: none"> • Media redundancy 	Yes
PROFINET IO Controller	
<ul style="list-style-type: none"> • Transmission rate, max. 	100 Mbit/s
Services	
— PG/OP communication	Yes
— S7 communication	Yes
— Shared device	No; however, usable as part of S7
— Prioritized startup	No
— Number of connectable IO Devices, max.	250
— Number of connectable IO Devices for RT, max.	250
— of which in line, max.	250
— Activation/deactivation of IO Devices	Yes; Approved for stand-alone operation only, not in conjunction with CiR (Configuration in Run)
— IO Devices changing during operation (partner ports), supported	No
— Device replacement without swap medium	Yes
— Send cycles	250 μ s, 500 μ s, 1 ms, 2 ms, 4 ms
— Updating time	250 μ s to 512 ms, minimum value depends on the number of configured user data and the configured single or redundant mode
Address area	
— Inputs, max.	8 kbyte
— Outputs, max.	8 kbyte
— User data consistency, max.	1 024 byte
Open IE communication	
<ul style="list-style-type: none"> • Number of connections, max. 	118
<ul style="list-style-type: none"> • Local port numbers used at the system end 	0, 20, 21, 25, 102, 135, 161, 34962, 34963, 34964, 65532, 65533, 65534, 65535
<ul style="list-style-type: none"> • Keep-alive function, supported 	Yes
4. Interface	
Interface type	Pluggable synchronization submodule (FO)
Plug-in interface modules	Synchronization modules 6AG1960-1AA06-7XA0 or 6AG1960-1AB06-7XA0
5. Interface	
Interface type	Pluggable synchronization submodule (FO)
Plug-in interface modules	Synchronization modules 6AG1960-1AA06-7XA0 or 6AG1960-1AB06-7XA0
Protocols	
Supports protocol for PROFINET IO	Yes
PROFINET CBA	No
PROFIsafe	Yes

PROFIBUS	Yes
AS-Interface	Yes; Via add-on
Redundancy mode	
Media redundancy	
— Switchover time on line break, typ.	< 200 ms
— Number of stations in the ring, max.	50
SIMATIC communication	
• S7 routing	Yes
Open IE communication	
• TCP/IP	Yes; via integrated PROFINET interface and loadable FBs
— Number of connections, max.	118
— Data length, max.	32 kbyte
— several passive connections per port, supported	Yes
• ISO-on-TCP (RFC1006)	Yes; Via integrated PROFINET interface or CP 443-1 and loadable FBs
— Number of connections, max.	118
— Data length, max.	32 kbyte; 1 452 bytes via CP 443-1 Adv.
• UDP	Yes; via integrated PROFINET interface and loadable FBs
— Number of connections, max.	118
— Data length, max.	1 472 byte
Further protocols	
• Foundation Fieldbus	Yes; via DP/FF Link
• MODBUS	Yes; Via add-on
Communication functions	
PG/OP communication	Yes
• Number of connectable OPs with message processing	119; When using Alarm_S/SQ and Alarm_D/DQ
• Number of connectable OPs without message processing	119
Data record routing	Yes
S7 communication	
• supported	Yes
• as server	Yes
• as client	Yes
• User data per job, max.	64 kbyte
• User data per job (of which consistent), max.	462 byte; 1 variable
S5 compatible communication	
• supported	Yes; via CP and FC AG_SEND and FC AG_RECV
• User data per job, max.	8 kbyte
• User data per job (of which consistent), max.	240 byte
• Number of simultaneous AG-SEND/AG-RECV orders per CPU, max.	64/64
Standard communication (FMS)	
• supported	Yes; Via CP and loadable FB
Number of connections	
• overall	120
• usable for PG communication	
— reserved for PG communication	1
• usable for OP communication	
— reserved for OP communication	1
S7 message functions	
Number of login stations for message functions, max.	119; max. 119 with Alarm_S/SQ and Alarm_D/DQ (OPs); max. 16 with Alarm_8, Alarm_8P, Notify and Notify_8 (e.g. WinCC)
Program alarms	Yes
Process diagnostic messages	Yes
simultaneously active Alarm_S blocks, max.	1 000; Simultaneously active alarm_S/SQ blocks or alarm_D/DQ blocks
Alarm 8-blocks	Yes
• Number of instances for alarm 8 and S7 communication blocks, max.	10 000
Process control messages	Yes
Number of archives that can log on simultaneously (SFB 37 AR_SEND)	64
Test commissioning functions	

Status block	Yes
Single step	Yes
Number of breakpoints	4
Status/control	
<ul style="list-style-type: none"> • Status/control variable • Variables • Number of variables, max. 	<p>Yes</p> <p>Inputs/outputs, memory bits, DBs, distributed I/Os, timers, counters</p> <p>70</p>
Diagnostic buffer	
<ul style="list-style-type: none"> • present • Number of entries, max. 	<p>Yes</p> <p>3 200</p>
Service data	
<ul style="list-style-type: none"> • can be read out 	Yes
Ambient conditions	
Ambient temperature during operation	
<ul style="list-style-type: none"> • min. • max. 	<p>-25 °C; = Tmin</p> <p>70 °C; = Tmax</p>
Ambient temperature during storage/transportation	
<ul style="list-style-type: none"> • min. • max. 	<p>-40 °C</p> <p>70 °C</p>
Altitude during operation relating to sea level	
<ul style="list-style-type: none"> • Installation altitude above sea level, max. • Ambient air temperature-barometric pressure-altitude 	<p>5 000 m</p> <p>Tmin ... Tmax at 1 140 hPa ... 795 hPa (-1 000 m ... +2 000 m) // Tmin ... (Tmax - 10 K) at 795 hPa ... 658 hPa (+2 000 m ... +3 500 m) // Tmin ... (Tmax - 20 K) at 658 hPa ... 540 hPa (+3 500 m ... +5 000 m); with "F-System" applications max. +2 000 m above sea level permissible</p>
Relative humidity	
<ul style="list-style-type: none"> • With condensation, tested in accordance with IEC 60068-2-38, max. 	100 %; RH incl. condensation/frost (no commissioning under condensation conditions)
Resistance	
Use in stationary industrial systems	
<ul style="list-style-type: none"> — to biologically active substances according to EN 60721-3-3 — to chemically active substances according to EN 60721-3-3 — to mechanically active substances according to EN 60721-3-3 	<p>Yes; Class 3B2 mold, fungus and dry rot spores (with the exception of fauna); Class 3B3 on request</p> <p>Yes; Class 3C4 (RH < 75 %) incl. salt spray acc. to EN 60068-2-52 (severity degree 3); *</p> <p>Yes; Class 3S4 incl. sand, dust, *</p>
Use on ships/at sea	
<ul style="list-style-type: none"> — to biologically active substances according to EN 60721-3-6 — to chemically active substances according to EN 60721-3-6 — to mechanically active substances according to EN 60721-3-6 	<p>Yes; Class 6B2 mold and fungal spores (excluding fauna); Class 6B3 on request</p> <p>Yes; Class 6C3 (RH < 75 %) incl. salt spray acc. to EN 60068-2-52 (severity degree 3); *</p> <p>Yes; Class 6S3 incl. sand, dust; *</p>
Usage in industrial process technology	
<ul style="list-style-type: none"> — Against chemically active substances acc. to EN 60654-4 — Environmental conditions for process, measuring and control systems acc. to ANSI/ISA-71.04 	<p>Yes; Class 3 (excluding trichlorethylene)</p> <p>Yes; Level GX group A/B (excluding trichlorethylene; harmful gas concentrations up to the limits of EN 60721-3-3 class 3C4 permissible); level LC3 (salt spray) and level LB3 (oil)</p>
Remark	
<ul style="list-style-type: none"> — Note regarding classification of environmental conditions acc. to EN 60721, EN 60654-4 and ANSI/ISA-71.04 	* The supplied plug covers must remain in place over the unused interfaces during operation!
Conformal coating	
<ul style="list-style-type: none"> • Coatings for printed circuit board assemblies acc. to EN 61086 • Protection against fouling acc. to EN 60664-3 • Military testing according to MIL-I-46058C, Amendment 7 • Qualification and Performance of Electrical Insulating Compound for Printed Board Assemblies according to IPC-CC-830A 	<p>Yes; Class 2 for high reliability</p> <p>Yes; Type 1 protection</p> <p>Yes; Discoloration of coating possible during service life</p> <p>Yes; Conformal coating, Class A</p>
Configuration	
Programming	
<ul style="list-style-type: none"> • Command set 	see instruction list

• Nesting levels	7
• Access to consistent data in process image	Yes
• System functions (SFC)	see instruction list
• System function blocks (SFB)	see instruction list

Programming language	
— SCL	Yes
— CFC	Yes

Number of simultaneously active SFCs	
— RD_REC	8; SFC 59; per interface
— WR_REC	8; SFC 58; per interface
— WR_PARM	8; SFC 55; per interface
— PARM_MOD	1; SFC 57; per interface
— WR_DPARM	2; SFC 56; per interface
— DPNRM_DG	8; SFC 13; per interface
— RDSYSST	8; SFC 51
— DP_TOPOL	1; SFC 103; per interface

Number of simultaneously active SFBs	
— RDREC	8; SFB 52; per interface, but not more than 32 across all external interfaces
— WRREC	8; SFB 53; per interface, but not more than 32 across all external interfaces

Know-how protection	
• User program protection/password protection	Yes
• Block encryption	Yes; With S7 block Privacy





Dimensions	
Width	50 mm
Height	290 mm
Depth	219 mm

Weights	
Weight, approx.	1.1 kg

Classifications			
		Version	Classification
	eClass	14	27-24-22-07
	eClass	12	27-24-22-07
	eClass	9.1	27-24-22-07
	eClass	9	27-24-22-07
	eClass	8	27-24-22-07
	eClass	7.1	27-24-22-07
	eClass	6	27-24-22-07
	ETIM	10	EC000236
	ETIM	9	EC000236
	ETIM	8	EC000236
	ETIM	7	EC000236
	IDEA	4	3565
	UNSPSC	15	32-15-17-05

Approvals / Certificates

General Product Approval

[Manufacturer Declaration](#)


[China RoHS](#)



General Product Approval

[China RoHS](#)

last modified:

7/29/2025 