



SIPLUS PS PSE200U 10A

SIPLUS PS PSE200U 10 A based on 6EP1961-2BA41 with conformal coating, -25...+70 °C, selectivity module 4-channel 4-channel input: 24 V DC output: 24 V DC/10 A per channel output current adjustable 3-10 with status message per channel

General information	
Technical Product Detail Page	https://i.siemens.com/1P6AG1961-2BA41-7AA0
manufacturer's article number of the basic version used for SIPLUS product versions	6EP1961-2BA41
input	
type of the power supply network	Controlled DC voltage
supply voltage at DC rated value	24 V
input voltage at DC	22 ... 30 V
overvoltage overload capability	35 V
input current at rated input voltage 24 V rated value	40 A
output	
voltage curve at output	controlled DC voltage
formula for output voltage	$V_{in} - \text{approx. } 0.2 \text{ V}$
relative overall tolerance of the voltage note	In accordance with the supplying input voltage
number of outputs	4
output current up to 60 °C per output rated value	10 A
adjustable current response value current of the current-dependent overload release	3 ... 10 A
type of response value setting	via potentiometer
response delay maximum	5 s
product feature parallel switching of outputs	No
type of outputs connection	simultaneous switch-on of all outputs after power-up of the supply voltage > 20 V, delay time of 25 ms, 100 ms, or "load-optimized" via DIP switch configurable for sequential switch-on
efficiency	
efficiency in percent	99 %
power loss [W] at rated output voltage for rated value of the output current typical	10 W
switch-off characteristic	
switching characteristic	
• of the excess current	$I_{out} = 1.0 \dots 1.5 \times \text{set value}$, switch-off after approx. 5 s
• of the current limitation	$I_{out} = 1.5 \times \text{set value}$, switch-off after typ. 100 ms
• of the immediate switch-off	$I_{out} > \text{set value}$ and $V_{in} < 20 \text{ V}$, switch-off after approx. 0.5 ms
residual current at switch-off typical	1 mA
design of the reset device/resetting mechanism	via sensor per output
remote reset function	non-isolated 24 V input (signal level "high" at > 15 V)
protection and monitoring	
fuse protection type at input	15 A per output (not accessible)
display version for normal operation	Three-color LED per output: green LED for "Output switched through"; yellow LED for "Output switched off manually"; red LED for "Output switched off due to overcurrent"

design of the switching contact for signaling function	Status signal output (pulse/pause signal, can be evaluated via Simatic function block)
safety	
galvanic isolation between input and output at switch-off	No
standard for safety	according to EN 62368-1
operating resource protection class	Class III
protection class IP	IP20
standard	
<ul style="list-style-type: none"> • for emitted interference • for interference immunity 	EN 55022 Class B EN 61000-6-2
standards, specifications, approvals	
certificate of suitability	
<ul style="list-style-type: none"> • CE marking • UKCA marking • Regulatory Compliance Mark (RCM) 	Yes Yes Yes
ambient conditions	
ambient temperature	
<ul style="list-style-type: none"> • in horizontal mounting position during operation • during transport • during storage 	-25 ... +70 °C; with natural convection -40 ... +85 °C -40 ... +85 °C
installation altitude at height above sea level maximum	6 000 m
ambient condition relating to ambient temperature - air pressure - installation altitude	In case of operation at altitudes of 2000 - 6000 m above sea level: Output power derating of -7.5 %/1000 m or reduction of the ambient temperature by 5 K/1000 m
relative humidity with condensation according to IEC 60068-2-38 maximum	100 %; RH incl. condensation/frost (no commissioning if condensation is present), horizontal installation
chemical resistance to commercially available cooling lubricants	Yes; incl. diesel and oil droplets in the air
resistance to biologically active substances conformity according to EN 60721-3-3	Yes; Class 3B2 mold, fungal, sponge spores (except fauna); class 3B3 upon request
resistance to chemically active substances conformity according to EN 60721-3-3	Yes; Class 3C4 (RH < 75%) incl. salt spray acc. to EN 60068-2-52 (severity level 3)
resistance to mechanically active substances conformity according to EN 60721-3-3	Yes; Class 3S4 incl. sand, dust
resistance to biologically active substances conformity according to EN 60721-3-6	Yes; Class 6B2 mold, fungal, sponge spores (except fauna)
resistance to chemically active substances conformity according to EN 60721-3-6	Yes; Class 6C3 (RH < 75%) incl. salt spray acc. to EN 60068-2-52 (severity level 3)
resistance to mechanically active substances conformity according to EN 60721-3-6	Yes; Class 6S3 incl. sand, dust
coating for equipped printed circuit board according to EN 61086	Yes; Class 2 for high availability
type of coating protection against pollution according to EN 60664-3	Yes; Type 1 protection
type of test of the coating according to MIL-I-46058C	Yes; Discoloration of the coating during service life possible
product conformity of the coating Qualification and Performance of Electrical Insulating Compound for Printed Board Assemblies according to IPC-CC-830A	Yes; Conformal Coating, Class A
connection method	
type of electrical connection	screw terminal
<ul style="list-style-type: none"> • at input • at output • for auxiliary contacts • for signaling contact 	+24 V: 2 screw terminals for 0.5 ... 16 mm ² ; 0 V: 2 screw terminals for 0.5 ... 4 mm ² Output 1 ... 4: 1 screw terminal each for 0.5 ... 4 mm ² Remote reset: 1 screw terminal for 0.5 ... 4 mm ² 1 screw terminal for 0.5 ... 4 mm ²
mechanical data	
width × height × depth of the enclosure	72 × 80 × 72 mm
installation width × mounting height	72 mm × 180 mm
fastening method	Snaps onto DIN rail EN 60715 35x7.5/15
<ul style="list-style-type: none"> • DIN-rail mounting • S7 rail mounting • wall mounting 	Yes No No
housing can be lined up	Yes
net weight	0.2 kg

accessories	
mechanical accessories	Device identification label 20 mm × 7 mm, TI-grey 3RT2900-1SB20
further information internet links	
internet link	
<ul style="list-style-type: none"> to website: Industry Mall to website: Industry Online Support 	https://mall.industry.siemens.com https://support.industry.siemens.com
additional information	
other information	Specifications at rated input voltage and ambient temperature +25 °C (unless otherwise specified)
security information	
security information	Siemens provides products and solutions with industrial cybersecurity functions that support the secure operation of plants, systems, machines and networks. In order to protect plants, systems, machines and networks against cyber threats, it is necessary to implement - and continuously maintain - a holistic, state-of-the-art industrial cybersecurity concept. Siemens' products and solutions constitute one element of such a concept. Customers are responsible for preventing unauthorized access to their plants, systems, machines and networks. Such systems, machines and components should only be connected to an enterprise network or the internet if and to the extent such a connection is necessary and only when appropriate security measures (e.g. firewalls and/or network segmentation) are in place. For additional information on industrial cybersecurity measures that may be implemented, please visit www.siemens.com/cybersecurity-industry . Siemens' products and solutions undergo continuous development to make them more secure. Siemens strongly recommends that product updates are applied as soon as they are available and that the latest product versions are used. Use of product versions that are no longer supported, and failure to apply the latest updates may increase customer's exposure to cyber threats. To stay informed about product updates, subscribe to the Siemens Industrial Cybersecurity RSS Feed under https://www.siemens.com/cert . (V4.7)

Classifications			
		Version	Classification
	eClass	14	27-04-07-92
	eClass	12	27-04-07-92
	eClass	9.1	27-04-92-90
	eClass	9	27-04-92-90
	eClass	8	27-04-92-90
	eClass	7.1	27-04-90-02
	eClass	6	27-04-90-02
	ETIM	10	EC002584
	ETIM	9	EC002584
	ETIM	8	EC002584
	ETIM	7	EC002584
	IDEA	4	4127
	UNSPSC	15	39-12-10-04

Approvals Certificates





General Product Approval

[Manufacturer Declaration](#)


[China RoHS](#)

[China RoHS](#)

General Product Approval **EMV** **For use in hazardous locations**

last modified: 5/5/2026 