



Figure similar

SIPLUS S7-1200 SM 1231 RTD T1 rail based on 6ES7231-5PD32-0XB0 with conformal coating, -25...+60 °C, OT1 with ST1/2 (+70 °C für 10 minutes), SIMATIC S7-1200, analog input, SM 1231 RTD, 4xAI RTD module

General information	
Product type designation	SM 1231, AI 4x16 bit RTD
based on	6ES7231-5PD32-0XB0
Supply voltage	
Rated value (DC)	24 V
Input current	
Current consumption, typ.	40 mA
from backplane bus 5 V DC, typ.	80 mA
Power loss	
Power loss, typ.	1.5 W
Analog inputs	
Number of analog inputs	4; Resistance thermometer
permissible input voltage for voltage input (destruction limit), max.	±35 V
Technical unit for temperature measurement adjustable	Degrees Celsius/degrees Fahrenheit
Input ranges	
<ul style="list-style-type: none"> • Voltage • Current • Thermocouple • Resistance thermometer • Resistance 	<p>No</p> <p>No</p> <p>No</p> <p>Yes; Resistance-type transmitter: Pt10, Pt50, Pt100, Pt200, Pt500, Pt1000, Ni100, Ni120, Ni200, Ni500, Ni1000, Cu10, Cu50, Cu100, LG-Ni1000</p> <p>Yes; 150 Ω, 300 Ω, 600 Ω</p>
Input ranges (rated values), resistance thermometer	
<ul style="list-style-type: none"> • Cu 10 <ul style="list-style-type: none"> — Input resistance (Cu 10) • Ni 100 <ul style="list-style-type: none"> — Input resistance (Ni 100) • Ni 1000 <ul style="list-style-type: none"> — Input resistance (Ni 1000) • LG-Ni 1000 <ul style="list-style-type: none"> — Input resistance (LG-Ni 1000) • Ni 120 <ul style="list-style-type: none"> — Input resistance (Ni 120) • Ni 200 <ul style="list-style-type: none"> — Input resistance (Ni 200) • Ni 500 <ul style="list-style-type: none"> — Input resistance (Ni 500) • Pt 100 	<p>Yes</p> <p>10 Ω</p> <p>Yes</p> <p>100 Ω</p> <p>Yes</p> <p>1 000 Ω</p> <p>Yes</p> <p>1 000 Ω</p> <p>Yes</p> <p>120 Ω</p> <p>Yes</p> <p>200 Ω</p> <p>Yes</p> <p>500 Ω</p> <p>Yes</p>

— Input resistance (Pt 100)	100 Ω
• Pt 1000	Yes
— Input resistance (Pt 1000)	1 000 Ω
• Pt 200	Yes
— Input resistance (Pt 200)	200 Ω
• Pt 500	Yes
— Input resistance (Pt 500)	500 Ω
Input ranges (rated values), resistors	
• 0 to 150 ohms	Yes
• 0 to 300 ohms	Yes
• 0 to 600 ohms	Yes
Thermocouple (TC)	
Temperature compensation	
— parameterizable	No
Analog value generation for the inputs	
Measurement principle	integrating
Integration and conversion time/resolution per channel	
• Resolution with overrange (bit including sign), max.	15 bit; + sign
• Integration time, parameterizable	No
• Interference voltage suppression for interference frequency f_1 in Hz	85 dB at 50 / 60 / 400 Hz
Errors/accuracies	
Temperature error (relative to input range), (+/-)	25 °C ±0.1%, to 55 °C ±0.2% total measurement range
Repeat accuracy in steady state at 25 °C (relative to output range), (+/-)	0.05 %
Interference voltage suppression for $f = n \times (f_1 \pm 1 \%)$, f_1 = interference frequency	
• Common mode interference, min.	120 dB
Interrupts/diagnostics/status information	
Alarms	Yes
Diagnostics function	Yes; Can be read out
Alarms	
• Diagnostic alarm	Yes
Diagnoses	
• Monitoring the supply voltage	Yes
• Wire break	Yes
Diagnostics indication LED	
• for status of the inputs	Yes
• for maintenance	Yes
Isolation	
Isolation tested with	750 V DC (type test) and according to EN 50155 (routine test)
Degree and class of protection	
IP degree of protection	IP20
Standards, approvals, certificates	
Ecological footprint	
• environmental product declaration	Yes
Global warming potential	
— global warming potential, (total) [CO2 eq]	43.1 kg
— global warming potential, (during production) [CO2 eq]	7.62 kg
— global warming potential, (during operation) [CO2 eq]	36 kg
— global warming potential, (after end of life cycle) [CO2 eq]	-0.544 kg
Railway application	
• EN 50121-3-2	Yes; EMC for rail vehicles
• EN 50121-4	Yes; EMC for signal and telecommunications systems
• EN 50124-1	Yes; Railway applications - overvoltage category OV2; pollution degree PD2; rated surge voltage $UN_i = 0.5$ kV; $UN_m = 24$ V DC
• EN 50125-1	Yes; Rail vehicles - see ambient conditions
• EN 50125-2	Yes; Stationary electrical equipment - see ambient conditions




<ul style="list-style-type: none"> • EN 50125-3 • EN 50155 • EN 61373 • Fire protection acc. to EN 45545-2 	<p>Yes; Signal and telecommunications systems - see ambient conditions; vibrations and shocks: Application point outside of tracks (1 m to 3 m away from track)</p> <p>Yes; Rail vehicles - temperature class OT1, ST1/ST2, horizontal mounting position</p> <p>Yes; Rail vehicles - vibrations and shocks: Category 1 Class A/B</p> <p>Yes; For proof of conformity, see Service & Support</p>
Ambient conditions	
Free fall	
<ul style="list-style-type: none"> • Fall height, max. 	0.3 m; five times, in product package
Ambient temperature during operation	
<ul style="list-style-type: none"> • horizontal installation, min. • horizontal installation, max. • vertical installation, min. • vertical installation, max. 	<p>-25 °C; = Tmin (incl. condensation/frost)</p> <p>60 °C; = Tmax; +70 °C for 10 min (OT1, ST1/ST2 acc. to EN 50155)</p> <p>-25 °C; = Tmin</p> <p>50 °C; = Tmax</p>
Ambient temperature during storage/transportation	
<ul style="list-style-type: none"> • min. • max. 	<p>-40 °C</p> <p>70 °C</p>
Altitude during operation relating to sea level	
<ul style="list-style-type: none"> • Installation altitude above sea level, max. • Ambient air temperature-barometric pressure-altitude 	<p>2 000 m</p> <p>Tmin ... Tmax at 1 140 hPa ... 795 hPa (-1 000 m ... +2 000 m)</p>
Relative humidity	
<ul style="list-style-type: none"> • With condensation, tested in accordance with IEC 60068-2-38, max. 	100 %; RH incl. condensation / frost (no commissioning in bedewed state), horizontal installation
Resistance	
Coolants and lubricants	
<ul style="list-style-type: none"> — Resistant to commercially available coolants and lubricants 	Yes; Incl. diesel and oil droplets in the air
Use in stationary industrial systems	
<ul style="list-style-type: none"> — to biologically active substances according to EN 60721-3-3 — to chemically active substances according to EN 60721-3-3 — to mechanically active substances according to EN 60721-3-3 	<p>Yes; Class 3B2 mold, fungus and dry rot spores (with the exception of fauna); Class 3B3 on request</p> <p>Yes; Class 3C4 (RH < 75 %) incl. salt spray acc. to EN 60068-2-52 (severity degree 3); *</p> <p>Yes; Class 3S4 incl. sand, dust, *</p>
Use on land craft, rail vehicles and special-purpose vehicles	
<ul style="list-style-type: none"> — to biologically active substances according to EN 60721-3-5 — to chemically active substances according to EN 60721-3-5 — to mechanically active substances according to EN 60721-3-5 	<p>Yes; Class 5B2 mold, fungus and dry rot spores (with the exception of fauna); Class 5B3 on request</p> <p>Yes; Class 5C3 (RH < 75 %) incl. salt spray acc. to EN 60068-2-52 (severity degree 3); *</p> <p>Yes; Class 5S3 incl. sand, dust; *</p>
Usage in industrial process technology	
<ul style="list-style-type: none"> — Against chemically active substances acc. to EN 60654-4 — Environmental conditions for process, measuring and control systems acc. to ANSI/ISA-71.04 	<p>Yes; Class 3 (excluding trichlorethylene)</p> <p>Yes; Level GX group A/B (excluding trichlorethylene; harmful gas concentrations up to the limits of EN 60721-3-3 class 3C4 permissible); level LC3 (salt spray) and level LB3 (oil)</p>
Remark	
<ul style="list-style-type: none"> — Note regarding classification of environmental conditions acc. to EN 60721, EN 60654-4 and ANSI/ISA-71.04 	* The supplied plug covers must remain in place over the unused interfaces during operation!
Conformal coating	
<ul style="list-style-type: none"> • Coatings for printed circuit board assemblies acc. to EN 61086 • Protection against fouling acc. to EN 60664-3 • Electronic equipment on rolling stock acc. to EN 50155 • Military testing according to MIL-I-46058C, Amendment 7 • Qualification and Performance of Electrical Insulating Compound for Printed Board Assemblies according to IPC-CC-830A 	<p>Yes; Class 2 for high reliability</p> <p>Yes; Type 1 protection</p> <p>Yes; Class PC2 protective coating acc. to EN 50155:2017</p> <p>Yes; Discoloration of coating possible during service life</p> <p>Yes; Conformal coating, Class A</p>
Connection method	
required front connector	Yes
Mechanics/material	

Enclosure material (front)	
• Plastic	Yes
Dimensions	
Width	45 mm
Height	100 mm
Depth	75 mm
Weights	
Weight, approx.	220 g
Other	
Note:	for use in railway applications, also observe the product information "SIPLUS extreme RAIL" A5E37661960A, Online Support article 109736776

Classifications		
	Version	Classification
eClass	14	27-24-22-01
eClass	12	27-24-22-01
eClass	9.1	27-24-22-01
eClass	9	27-24-22-01
eClass	8	27-24-22-01
eClass	7.1	27-24-22-01
eClass	6	27-24-22-01
ETIM	10	EC001420
ETIM	9	EC001420
ETIM	8	EC001420
ETIM	7	EC001420
IDEA	4	3562
UNSPSC	15	32-15-17-05

Approvals / Certificates

General Product Approval

[Manufacturer Declaration](#)


[China RoHS](#)

[Metrological Approval](#)

General Product Approval




[China RoHS](#)



Railway

Environment

[Confirmation](#)


last modified: 10/23/2025 