









SIMATIC IPC477E PRO fully protected IP65; 22" multi-touch (1920 x 1080); for support arm (expandable, round pipe) 4 USB (back); without USB (front); Ethernet (10/100/1000 Core i5-6442EQ; 3x Gbit Ethernet (IE/PN); 8 GB; without RS 232/RS485; without PCIe; Windows 10 IoT Enterprise 2016 LTSB (64-bit) for Celeron/I3/I5; Without replaceable mass storage; 240 GB solid-state drive SATA Without SIMATIC software 24 V DC industrial power supply

General information	
Product type designation	IPC477E PRO
Display	
Design of display	TFT widescreen display, LED backlighting
Screen diagonal	22 in
Display width	497.6 mm
Display height	292.2 mm
Resolution (pixels)	
• Horizontal image resolution	1 920 pixel
• Vertical image resolution	1 080 pixel
Control elements	
Touch operation	
• Design as touch screen	Yes; Projective-capacitive
Installation type/mounting	
Mounting	For mounting on stand or supporting bracket
Design	Panel PC on pedestal or supporting arm
Support arm mounting	Yes; Suitable for support arm and extension components (please refer to manual)
Stand mounting	No
Mounting in portrait format possible	No
maximum permissible installation angle +/-	±45 °
Supply voltage	
Type of supply voltage	24 V DC
Mains buffering	
• Mains/voltage failure stored energy time	20 ms
Processor	
Processor type	Celeron G3902 (2C/2T, 1.6 GHz, 2 MB Cache); Core i3-6102E (2C/4T, 1.9 GHz, 3 MB Cache); Core i5-6442EQ (4C/4T, 1.9 (2.7) GHz, 6 MB Cache, iAMT); Xeon E3-1505L v5 (4C/8T, 2.0 (2.8) GHz, 8 MB Cache, iAMT)
Chipset	Intel C236 / Intel H110
Graphic	
Graphics controller	Intel HD graphics controller
Drives	
Optical drives	possible as external drive via USB
SSD	Yes; ≥ 128 GB optional
Memory	
Type of memory	DDR4-2400 SO-DIMM
Main memory	4 / 8 / 16 GB, ECC optional
Capacity of main memory, max.	16 Gbyte
Data areas and their retentivity	
Retentive data area (incl. timers, counters, flags), max.	512 kbyte; 128 KB can be stored in the buffer time
Hardware configuration	
Slots	
• Number of PCI slots	0; Different to the built-in unit
• Number of PCI slots	0; Different to the built-in unit
• Number of compact flash slots	1; CFast
Interfaces	

Number of industrial Ethernet interfaces	3; 3x Ethernet (RJ45)
USB port	4x USB 3.0 onboard (rear)
Connection for keyboard/mouse	USB / USB
Video interfaces	
• Graphics interface	2x DisplayPort
Industrial Ethernet	
• Industrial Ethernet interface	3x Ethernet (RJ45)
— 100 Mbps	Yes
— 1000 Mbps	Yes
Interrupts/diagnostics/status information	
Bus diagnostics	Yes
Integrated Functions	
Monitoring functions	
• Temperature monitoring	Yes
• Watchdog	Yes
• Fan	No
• Monitoring function via network	Optional
EMC	
Interference immunity against discharge of static electricity	
• Interference immunity against discharge of static electricity	±6 kV contact discharge acc. to IEC 61000-4-2; ±8 kV air discharge acc. to IEC 61000-4-2
Interference immunity against high-frequency electromagnetic fields	
• Interference immunity against high frequency radiation	10 V/m, 80 ... 2 000 MHz, 80 % AM acc. to IEC 61000-4-3; 3 V/m, 2 ... 2.7 GHz; 10 V, 10 kHz ... 80 MHz acc. to IEC 61000-4-6
Interference immunity to cable-borne interference	
• Interference immunity on supply cables	±2 kV acc. to IEC 61000-4-4, burst; ±1 kV acc. to IEC 61000-4-5, surge symmetric; ±2 kV acc. to IEC 61000-4-5, surge asymmetric
• Interference immunity on signal cables >30m	±2 kV acc. to IEC 61000-4-5, surge, length > 30 m
• Interference immunity on signal cables < 30m	±1 kV acc. to IEC 61000-4-4; burst; length < 3 m; ±2 kV acc. to IEC 61000-4-4; burst; length > 3 m
Interference immunity against voltage surge	
• asymmetric interference	±2 kV acc. to IEC 61000-4-5, surge asymmetric
• symmetric interference	±1 kV acc. to IEC 61000-4-5, surge symmetric
Interference immunity to magnetic fields	
• Interference immunity to magnetic fields at 50 Hz	100 A/m; to IEC 61000-4-8
Emission of conducted and non-conducted interference	
• Interference emission via line/AC current cables	EN 61000-6-3, EN 61000-6-4, CISPR 22 Class B, FCC Class A
Degree and class of protection	
IP (at the front)	IP65
IP (rear)	IP65
Standards, approvals, certificates	
CE mark	Yes
CSA approval	Yes
UL approval	Yes
• UL 508	Yes
cULus	Yes
RCM (formerly C-TICK)	Yes
KC approval	Yes
EAC (formerly Gost-R)	Yes
EMC	CE, EN 61000-6-4; CISPR 22 Class A; FCC Class A
Use in hazardous areas	
• ATEX Zone 2	Yes; Optional
• IECEx Zone 2	Yes; Optional
• cULus Class I Zone 2, Division 2	Yes; Optional
Marine approval	
• Germanischer Lloyd (GL)	Yes
• American Bureau of Shipping (ABS)	Yes
• Det Norske Veritas (DNV)	Yes
• Korean Register of Shipping (KRS)	Yes
• Lloyds Register of Shipping (LRS)	Yes

Ambient conditions					
Ambient temperature during operation					
• min.	0 °C				
• max.	45 °C				
Ambient temperature during storage/transportation					
• min.	-20 °C				
• max.	60 °C				
Relative humidity					
• Relative humidity	Tested according to IEC 60068-2-78, IEC 60068-2-30: Operation: 5 % to 85 % at 30 °C (no condensation), storage / transport: 5 % to 95 % at 25 / 55 °C (no condensation)				
Vibrations					
• Vibration resistance during operation acc. to IEC 60068-2-6	tested to DIN IEC 60068-2-6: 10 Hz to 58 Hz: 0.075 mm, 58 Hz to 200 Hz: 9.8 m/s ² (1 g)				
Shock testing					
• Shock load during operation	Tested according to IEC 60068-2-27, IEC 60068-2-29: half-sine: 50 m/s ² (5 g), 30 ms, 100 shocks per axis				
Operating systems					
pre-installed operating system	Windows 7 Ultimate (Multi-Language) 64-bit, Windows Embedded Standard 7 E/P 32-bit / 64-bit, Windows 10				
without operating system	Yes; Optional				
pre-installed operating system					
• Windows 7	Yes; Ultimate 64 bit				
• Windows 10 Enterprise	Yes; Windows 10 Enterprise 2016 LTSC, 64 bit, MUI				
Accessories					
Accessory components	6AV7674-1KF00-0AA0 - Flange mount for installation (refer to manual)				
Dimensions					
Width of the housing front	527 mm				
Height of housing front	329 mm				
Weights					
Weight, approx.	9.9 kg				
Approvals / Certificates					
General Product Approval	For use in hazardous locations				
Miscellaneous	 UL		BIS CRS	China RoHS	 IECEX
For use in hazardous locations		Maritime application			
Miscellaneous	 IECEX	 ATEX	 ABS	 BUREAU VERITAS	 LRS
Maritime application	Dangerous goods				
NK / Nippon Kaiji Kyokai	Dangerous goods information	Test Summary Report UN 38.3			

last modified:

11/24/2025 