



*** Spare part *** SIMATIC DP, 5 electronic modules for ET 200S, 4 DI High Feature 24 V DC, 15 mm width, with param. input delay Diagnostics encoder short circuit with SF LED (group fault) 5 units per packing unit





Supply voltage	
Rated value (DC)	24 V; From power module
Reverse polarity protection	Yes
Input current	
from supply voltage L+, max.	Dependent on encoder
from backplane bus 3.3 V DC, max.	10 mA
Encoder supply	
Type of output voltage	min. L+ (-0.5 V), under load
Short-circuit protection	Yes; Electronic
Output current	
<ul style="list-style-type: none"> Rated value 	500 mA
<ul style="list-style-type: none"> permissible range, lower limit 	0 mA
<ul style="list-style-type: none"> permissible range, upper limit 	500 mA
Power loss	
Power loss, typ.	0.7 W
Address area	
Address space per module	
<ul style="list-style-type: none"> Address space per module, max. 	1 byte
<ul style="list-style-type: none"> with packing 	4 bit
Digital inputs	
Number of digital inputs	4
Input characteristic curve in accordance with IEC 61131, type 1	Yes
Input voltage	
<ul style="list-style-type: none"> Type of input voltage 	DC
<ul style="list-style-type: none"> Rated value (DC) 	24 V
<ul style="list-style-type: none"> for signal "0" 	-30 to +5 V
<ul style="list-style-type: none"> for signal "1" 	+11 to +30V
Input current	
<ul style="list-style-type: none"> for signal "1", typ. 	8 mA
Input delay (for rated value of input voltage)	
for standard inputs	
<ul style="list-style-type: none"> parameterizable 	Yes; 0.1 / 0.5 / 3 / 15 ms
<ul style="list-style-type: none"> at "0" to "1", min. 	0.05 / 0.4 / 2.7 / 14.85
<ul style="list-style-type: none"> at "0" to "1", max. 	0,15 / 0,6 / 3,3 / 15,15
<ul style="list-style-type: none"> at "1" to "0", min. 	0.05 / 0.4 / 2.7 / 14.85
<ul style="list-style-type: none"> at "1" to "0", max. 	0,15 / 0,6 / 3,3 / 15,15
Cable length	
<ul style="list-style-type: none"> shielded, max. 	1 000 m
<ul style="list-style-type: none"> unshielded, max. 	600 m

Encoder	
Connectable encoders	
• 2-wire sensor	Yes
— permissible quiescent current (2-wire sensor), max.	1.5 mA
Interrupts/diagnostics/status information	
Diagnostics function	Yes
Diagnoses	
• Short-circuit	Yes; Short-circuit of outputs to ground; module by module
Diagnostics indication LED	
• Group error SF (red)	Yes
• Status indicator digital input (green)	Yes; per channel
Parameter	
Remark	3 byte
Diagnostics short-circuit	Disable / enable
Potential separation	
Potential separation digital inputs	
• between the channels	No
• between the channels and backplane bus	Yes
Isolation	
Isolation tested with	500 V DC
Dimensions	
Width	15 mm
Height	81 mm
Depth	52 mm
Weights	
Weight, approx.	35 g

Classifications			
		Version	Classification
	eClass	14	27-24-26-04
	eClass	12	27-24-26-04
	eClass	9.1	27-24-26-04
	eClass	9	27-24-26-04
	eClass	8	27-24-26-04
	eClass	7.1	27-24-26-04
	eClass	6	27-24-26-04
	ETIM	10	EC001599
	ETIM	9	EC001599
	ETIM	8	EC001599
	ETIM	7	EC001599
	IDEA	4	3566
	UNSPSC	15	32-15-17-05

Approvals / Certificates

General Product Approval



[Manufacturer Declaration](#)
[Miscellaneous](#)



General Product Approval EMV


[China RoHS](#)
[Manufacturer Declaration](#)




For use in hazardous locations



[FM](#)



For use in hazardous locations

Maritime application

[Miscellaneous](#)

[CCC-Ex](#)



Maritime application

[NK / Nippon Kaiji Kyokai](#)



[CCS \(China Classification Society\)](#)

last modified:

7/1/2025