



spare part SIMATIC S7-300 CPU317F-2 PN/DP, central processing unit with 1.5 MB work memory, 1st interface MPI/DP 12 Mbps, 2nd interface Ethernet PROFINET, with 2-port switch, Micro Memory Card required

| General information | |
|---|--|
| Product type designation | CPU 317F-2 PN/DP |
| HW functional status | 01 |
| Firmware version | V3.2 |
| Product function | |
| <ul style="list-style-type: none"> • Isochronous mode | Yes; Via PROFIBUS DP or PROFINET interface |
| Engineering with | |
| <ul style="list-style-type: none"> • Programming package | STEP 7 V5.5 or higher, Distributed Safety V5.4 SP4 |
| Supply voltage | |
| Rated value (DC) | 24 V |
| permissible range, lower limit (DC) | 20.4 V |
| permissible range, upper limit (DC) | 28.8 V |
| external protection for power supply lines (recommendation) | 2 A min. |
| Mains buffering | |
| <ul style="list-style-type: none"> • Mains/voltage failure stored energy time | 5 ms |
| <ul style="list-style-type: none"> • Repeat rate, min. | 1 s |
| Input current | |
| Current consumption (rated value) | 750 mA |
| Current consumption (in no-load operation), typ. | 150 mA |
| Inrush current, typ. | 4 A |
| I^2t | 1 A ² ·s |
| Power loss | |
| Power loss, typ. | 4.65 W |
| Memory | |
| Work memory | |
| <ul style="list-style-type: none"> • integrated | 1 536 kbyte |
| <ul style="list-style-type: none"> • expandable | No |
| Load memory | |
| <ul style="list-style-type: none"> • Plug-in (MMC) | Yes |
| <ul style="list-style-type: none"> • Plug-in (MMC), max. | 8 Mbyte |
| <ul style="list-style-type: none"> • Data management on MMC (after last programming), min. | 10 a |
| Backup | |
| <ul style="list-style-type: none"> • present | Yes; Guaranteed by MMC (maintenance-free) |
| <ul style="list-style-type: none"> • without battery | Yes; Program and data |
| CPU processing times | |

| | |
|---|---|
| for bit operations, typ. | 0.025 µs |
| for word operations, typ. | 0.03 µs |
| for fixed point arithmetic, typ. | 0.04 µs |
| for floating point arithmetic, typ. | 0.16 µs |
| CPU-blocks | |
| Number of blocks (total) | 2 048; (DBs, FCs, FBs); the maximum number of loadable blocks can be reduced by the MMC used. |
| DB | |
| • Number, max. | 2 048; Number range: 1 to 16000 |
| • Size, max. | 64 kbyte |
| FB | |
| • Number, max. | 2 048; Number range: 0 to 7999 |
| • Size, max. | 64 kbyte |
| FC | |
| • Number, max. | 2 048; Number range: 0 to 7999 |
| • Size, max. | 64 kbyte |
| OB | |
| • Size, max. | 64 kbyte |
| • Number of free cycle OBs | 1; OB 1 |
| • Number of time alarm OBs | 1; OB 10 |
| • Number of delay alarm OBs | 2; OB 20, 21 |
| • Number of cyclic interrupt OBs | 4; OB 32, 33, 34, 35 |
| • Number of process alarm OBs | 1; OB 40 |
| • Number of DPV1 alarm OBs | 3; OB 55, 56, 57 |
| • Number of isochronous mode OBs | 1; OB 61 - isochronous mode is possible either on DP or PROFINET IO (not simultaneously) |
| • Number of startup OBs | 1; OB 100 |
| • Number of asynchronous error OBs | 6; OB 80, 82, 83, 85, 86, 87 (OB83 only for PROFINET IO) |
| • Number of synchronous error OBs | 2; OB 121, 122 |
| Nesting depth | |
| • per priority class | 16 |
| • additional within an error OB | 4 |
| Counters, timers and their retentivity | |
| S7 counter | |
| • Number | 512 |
| Retentivity | |
| — adjustable | Yes |
| — preset | Z 0 to Z 7 |
| Counting range | |
| — adjustable | Yes |
| — lower limit | 0 |
| — upper limit | 999 |
| IEC counter | |
| • present | Yes |
| • Type | SFB |
| • Number | Unlimited (limited only by RAM capacity) |
| S7 times | |
| • Number | 512 |
| Retentivity | |
| — adjustable | Yes |
| — preset | No retentivity |
| Time range | |
| — lower limit | 10 ms |
| — upper limit | 9 990 s |
| IEC timer | |
| • present | Yes |
| • Type | SFB |
| • Number | Unlimited (limited only by RAM capacity) |
| Data areas and their retentivity | |

| | |
|---|---|
| Retentive data area (incl. timers, counters, flags), max. | 256 kbyte |
| Flag | |
| • Size, max. | 4 096 byte |
| • Retentivity available | Yes; From MB 0 to MB 4 095 |
| • Retentivity preset | MB 0 to MB 15 |
| • Number of clock memories | 8; 1 memory byte |
| Data blocks | |
| • Retentivity adjustable | Yes; via non-retain property on DB |
| • Retentivity preset | Yes |
| Local data | |
| • per priority class, max. | 32 768 byte; Max. 2048 bytes per block |
| Address area | |
| I/O address area | |
| • Inputs | 8 192 byte |
| • Outputs | 8 192 byte |
| of which distributed | |
| — Inputs | 8 192 byte |
| — Outputs | 8 192 byte |
| Process image | |
| • Inputs | 8 192 byte |
| • Outputs | 8 192 byte |
| • Inputs, adjustable | 8 192 byte |
| • Outputs, adjustable | 8 192 byte |
| • Inputs, default | 256 byte |
| • Outputs, default | 256 byte |
| Subprocess images | |
| • Number of subprocess images, max. | 1; With PROFINET IO, the length of the user data is limited to 1600 bytes |
| Digital channels | |
| • Inputs | 65 536 |
| — of which central | 1 024 |
| • Outputs | 65 536 |
| — of which central | 1 024 |
| Analog channels | |
| • Inputs | 4 096 |
| — of which central | 256 |
| • Outputs | 4 096 |
| — of which central | 256 |
| Hardware configuration | |
| Number of expansion units, max. | 3 |
| Number of DP masters | |
| • integrated | 1 |
| • via CP | 4 |
| Number of operable FMs and CPs (recommended) | |
| • FM | 8 |
| • CP, PtP | 8 |
| • CP, LAN | 10 |
| Rack | |
| • Racks, max. | 4 |
| • Modules per rack, max. | 8 |
| Time of day | |
| Clock | |
| • Hardware clock (real-time) | Yes |
| • retentive and synchronizable | Yes |
| • Backup time | 6 wk; At 40 °C ambient temperature |
| • Deviation per day, max. | 10 s; Typ.: 2 s |
| • Behavior of the clock following POWER-ON | Clock continues running after POWER OFF |
| • Behavior of the clock following expiry of backup period | the clock continues at the time of day it had when power was switched off |
| Operating hours counter | |
| • Number | 4 |

| | |
|--|---|
| <ul style="list-style-type: none"> • Number/Number range • Range of values • Granularity • retentive | <p>0 to 3</p> <p>0 to 2[^]31 hours (when using SFC 101)</p> <p>1 h</p> <p>Yes; Must be restarted at each restart</p> |
| Clock synchronization | |
| <ul style="list-style-type: none"> • supported • to MPI, master • on MPI, device • to DP, master • on DP, device • in AS, master • in AS, device • on Ethernet via NTP | <p>Yes</p> <p>Yes</p> <p>Yes</p> <p>Yes; With DP slave only slave clock</p> <p>Yes</p> <p>Yes</p> <p>Yes</p> <p>Yes; As client</p> |
| Digital inputs | |
| Number of digital inputs | 0 |
| Digital outputs | |
| Number of digital outputs | 0 |
| Analog inputs | |
| Number of analog inputs | 0 |
| Interfaces | |
| Number of PROFINET interfaces | 1 |
| Number of RS 485 interfaces | 1 |
| Number of RS 422 interfaces | 0 |
| 1. Interface | |
| Interface type | Integrated RS 485 interface |
| Isolated | Yes |
| Interface types | |
| <ul style="list-style-type: none"> • RS 485 • Output current of the interface, max. | <p>Yes</p> <p>200 mA</p> |
| Protocols | |
| <ul style="list-style-type: none"> • MPI • PROFIBUS DP master • PROFIBUS DP device • Point-to-point connection | <p>Yes</p> <p>Yes</p> <p>Yes</p> <p>No</p> |
| MPI | |
| <ul style="list-style-type: none"> • Transmission rate, max. | 12 Mbit/s |
| Services | |
| <ul style="list-style-type: none"> — PG/OP communication — Routing — Global data communication — S7 basic communication — S7 communication — S7 communication, as client — S7 communication, as server | <p>Yes</p> <p>Yes</p> <p>Yes</p> <p>Yes</p> <p>Yes</p> <p>No; but via CP and loadable FB</p> <p>Yes</p> |
| PROFIBUS DP master | |
| <ul style="list-style-type: none"> • Transmission rate, max. • max. number of DP devices | <p>12 Mbit/s</p> <p>124</p> |
| Services | |
| <ul style="list-style-type: none"> — PG/OP communication — Routing — Global data communication — S7 basic communication — S7 communication — S7 communication, as client — S7 communication, as server — Equidistance — Isochronous mode — SYNC/FREEZE | <p>Yes</p> <p>Yes</p> <p>No</p> <p>Yes; I blocks only</p> <p>Yes</p> <p>No</p> <p>Yes</p> <p>Yes</p> <p>Yes</p> <p>Yes; OB 61; isochronous mode can only be used alternatively on PROFIBUS DP or PROFINET IO</p> <p>Yes</p> |

| | |
|--|---|
| — activation/deactivation of DP devices | Yes |
| — max. number of DP devices that can be activated/deactivated at the same time | 8 |
| — Direct data exchange (slave-to-slave communication) | Yes; as subscriber |
| — DPV1 | Yes |
| Address area | |
| — Inputs, max. | 8 kbyte |
| — Outputs, max. | 8 kbyte |
| User data per DP device | |
| — Inputs, max. | 244 byte |
| — Outputs, max. | 244 byte |
| PROFIBUS DP device | |
| • Transmission rate, max. | 12 Mbit/s |
| • automatic baud rate search | Yes; only with passive interface |
| • Address area, max. | 32 |
| • User data per address area, max. | 32 byte |
| Services | |
| — PG/OP communication | Yes |
| — Routing | Yes; Only with active interface |
| — Global data communication | No |
| — S7 basic communication | No |
| — S7 communication | Yes |
| — S7 communication, as client | No |
| — S7 communication, as server | Yes; Connection configured on one side only |
| — Direct data exchange (slave-to-slave communication) | Yes |
| — DPV1 | No |
| Transfer memory | |
| — Inputs | 244 byte |
| — Outputs | 244 byte |
| 2. Interface | |
| Interface type | PROFINET |
| Isolated | Yes |
| automatic detection of transmission rate | Yes; 10/100 Mbit/s |
| Autonegotiation | Yes |
| Autocrossing | Yes |
| Change of IP address at runtime, supported | Yes |
| Interface types | |
| • RJ 45 (Ethernet) | Yes |
| • Number of ports | 2 |
| • integrated switch | Yes |
| Protocols | |
| • MPI | No |
| • PROFINET IO Controller | Yes; Also simultaneously with IO-Device functionality |
| • PROFINET IO Device | Yes; Also simultaneously with IO Controller functionality |
| • PROFINET CBA | Yes |
| • PROFIBUS DP master | No |
| • PROFIBUS DP device | No |
| • Open IE communication | Yes; Via TCP/IP, ISO on TCP, and UDP |
| • Web server | Yes |
| • Media redundancy | Yes |
| PROFINET IO Controller | |
| • Transmission rate, max. | 100 Mbit/s |
| Services | |
| — PG/OP communication | Yes |
| — Routing | Yes |
| — S7 communication | Yes; with loadable FBs, max. configurable connections: 16, max. number of instances: 32 |
| — Isochronous mode | Yes; OB 61; isochronous mode can only be used alternatively on PROFIBUS |

| | |
|---|---|
| — IRT | DP or PROFINET IO |
| — Shared device | Yes |
| — Prioritized startup | Yes |
| — Number of IO devices with prioritized startup, max. | 32 |
| — Number of connectable IO Devices, max. | 128 |
| — Of which IO devices with IRT, max. | 64 |
| — of which in line, max. | 64 |
| — Number of IO Devices with IRT and the option "high flexibility" | 128 |
| — of which in line, max. | 61 |
| — Number of connectable IO Devices for RT, max. | 128 |
| — of which in line, max. | 128 |
| — Activation/deactivation of IO Devices | Yes |
| — Number of IO Devices that can be simultaneously activated/deactivated, max. | 8 |
| — IO Devices changing during operation (partner ports), supported | Yes |
| — Number of IO Devices per tool, max. | 8 |
| — Device replacement without swap medium | Yes |
| — Send cycles | 250 µs, 500 µs, 1 ms; 2 ms, 4 ms (not in the case of IRT with "high flexibility" option) |
| — Updating time | 250 µs to 512 ms (depending on the operating mode, see Manual "S7-300 CPU 31xC and CPU 31x, technical Data" for more details) |
| Address area | |
| — Inputs, max. | 8 kbyte |
| — Outputs, max. | 8 kbyte |
| — User data consistency, max. | 1 024 byte |
| PROFINET IO Device | |
| Services | |
| — PG/OP communication | Yes |
| — Routing | Yes |
| — S7 communication | Yes; with loadable FBs, max. configurable connections: 16, max. number of instances: 32 |
| — Isochronous mode | No |
| — IRT | Yes |
| — PROFINergy | Yes; With SFB 73 / 74 prepared for loadable PROFINergy standard FB for I-Device |
| — Shared device | Yes |
| — Number of IO Controllers with shared device, max. | 2 |
| Transfer memory | |
| — Inputs, max. | 1 440 byte; Per IO Controller with shared device |
| — Outputs, max. | 1 440 byte; Per IO Controller with shared device |
| Submodules | |
| — Number, max. | 64 |
| — User data per submodule, max. | 1 024 byte |
| PROFINET CBA | |
| • acyclic transmission | Yes |
| • cyclic transmission | Yes |
| Open IE communication | |
| • Number of connections, max. | 16 |
| • Local port numbers used at the system end | 0, 20, 21, 23, 25, 80, 102, 135, 161, 443, 8080, 34962, 34963, 34964, 65532, 65533, 65534, 65535 |
| • Keep-alive function, supported | Yes |
| Protocols | |
| PROFIsafe | Yes |
| Redundancy mode | |
| Media redundancy | |
| — Switchover time on line break, typ. | 200 ms; PROFINET MRP |
| — Number of stations in the ring, max. | 50 |
| Open IE communication | |

| | |
|---|---|
| <ul style="list-style-type: none"> ● TCP/IP <ul style="list-style-type: none"> — Number of connections, max. — Data length for connection type 01H, max. — Data length for connection type 11H, max. — several passive connections per port, supported ● ISO-on-TCP (RFC1006) <ul style="list-style-type: none"> — Number of connections, max. — Data length, max. ● UDP <ul style="list-style-type: none"> — Number of connections, max. — Data length, max. | <p>Yes; via integrated PROFINET interface and loadable FBs</p> <p>16</p> <p>1 460 byte</p> <p>32 768 byte</p> <p>Yes</p> <p>Yes; via integrated PROFINET interface and loadable FBs</p> <p>16</p> <p>32 768 byte</p> <p>Yes; via integrated PROFINET interface and loadable FBs</p> <p>16</p> <p>1 472 byte</p> |
| Web server | |
| <ul style="list-style-type: none"> ● supported ● User-defined websites ● Number of HTTP clients | <p>Yes</p> <p>Yes</p> <p>5</p> |
| Communication functions | |
| PG/OP communication | Yes |
| Data record routing | Yes |
| Global data communication | |
| <ul style="list-style-type: none"> ● supported ● Number of GD loops, max. ● Number of GD packets, max. ● Number of GD packets, transmitter, max. ● Number of GD packets, receiver, max. ● Size of GD packets, max. ● Size of GD packet (of which consistent), max. | <p>Yes</p> <p>8</p> <p>8</p> <p>8</p> <p>8</p> <p>22 byte</p> <p>22 byte</p> |
| S7 basic communication | |
| <ul style="list-style-type: none"> ● supported ● User data per job, max. ● User data per job (of which consistent), max. | <p>Yes</p> <p>76 byte</p> <p>76 byte; 76 bytes (with X_SEND or X_RCV); 64 bytes (with X_PUT or X_GET as server)</p> |
| S7 communication | |
| <ul style="list-style-type: none"> ● supported ● as server ● as client ● User data per job, max. | <p>Yes</p> <p>Yes</p> <p>Yes; via integrated PROFINET interface and loadable FB or via CP and loadable FB</p> <p>See online help of STEP 7 (shared parameters of the SFBs/FBs and of the SFCs/FCs of S7 Communication)</p> |
| S5 compatible communication | |
| <ul style="list-style-type: none"> ● supported | Yes; via CP and loadable FC |
| PROFINET CBA (at set setpoint communication load) | |
| <ul style="list-style-type: none"> ● Setpoint for the CPU communication load ● Number of remote interconnection partners ● number of master/device functions ● total of all master/device connections ● data length of all incoming master/device connections, max. ● data length of all outgoing master/device connections, max. ● Number of device-internal and PROFIBUS interconnections ● Data length of device-internal und PROFIBUS interconnections, max. ● Data length per connection, max. | <p>50 %</p> <p>32</p> <p>30</p> <p>1 000</p> <p>4 000 byte</p> <p>4 000 byte</p> <p>500</p> <p>4 000 byte</p> <p>1 400 byte</p> |
| Remote interconnections with cyclic transmission | |
| <ul style="list-style-type: none"> — Transmission frequency: Transmission interval, min. — Number of incoming interconnections — Number of outgoing interconnections — Data length of all incoming interconnections, max. — Data length of all outgoing interconnections, max. — Data length per connection, max. | <p>10 ms</p> <p>200</p> <p>200</p> <p>2 000 byte</p> <p>2 000 byte</p> <p>450 byte</p> |

| | |
|--|---|
| HMI variables via PROFINET (acyclic) | |
| — Number of stations that can log on for HMI variables (PN OPC/iMap) | 3; 2x PN OPC/1x iMap |
| — HMI variable updating | 500 ms |
| — Number of HMI variables | 200 |
| — Data length of all HMI variables, max. | 2 000 byte |
| PROFIBUS proxy functionality | |
| — supported | Yes |
| — Number of linked PROFIBUS devices | 16 |
| — Data length per connection, max. | 240 byte; Slave-dependent |
| Number of connections | |
| • overall | 32 |
| • usable for PG communication | 31 |
| — reserved for PG communication | 1 |
| — adjustable for PG communication, min. | 1 |
| — adjustable for PG communication, max. | 31 |
| • usable for OP communication | 31 |
| — reserved for OP communication | 1 |
| — adjustable for OP communication, min. | 1 |
| — adjustable for OP communication, max. | 31 |
| • usable for S7 basic communication | 30 |
| — reserved for S7 basic communication | 0 |
| — adjustable for S7 basic communication, min. | 0 |
| — adjustable for S7 basic communication, max. | 30 |
| • usable for S7 communication | 16 |
| — reserved for S7 communication | 0 |
| — adjustable for S7 communication, min. | 0 |
| — adjustable for S7 communication, max. | 16 |
| • total number of instances, max. | 32 |
| • usable for routing | X1 as MPI: max. 10; X1 as DP master: max. 24; X1 as DP slave (active): max. 14; X2 as PROFINET: 24 max. |
| S7 message functions | |
| Number of login stations for message functions, max. | 32; Depending on the configured connections for PG/OP and S7 basic communication |
| Process diagnostic messages | Yes |
| simultaneously active Alarm_S blocks, max. | 300 |
| Test commissioning functions | |
| Status block | Yes; Up to 2 simultaneously |
| Single step | Yes |
| Number of breakpoints | 4 |
| Status/control | |
| • Status/control variable | Yes |
| • Variables | Inputs, outputs, memory bits, DB, times, counters |
| • Number of variables, max. | 30 |
| — of which status variables, max. | 30 |
| — of which control variables, max. | 14 |
| Forcing | |
| • Forcing | Yes |
| • Forcing, variables | Inputs, outputs |
| • Number of variables, max. | 10 |
| Diagnostic buffer | |
| • present | Yes |
| • Number of entries, max. | 500 |
| — adjustable | No |
| — of which powerfail-proof | 100; Only the last 100 entries are retained |
| • Number of entries readable in RUN, max. | 499 |
| — adjustable | Yes; From 10 to 499 |
| — preset | 10 |
| Service data | |
| • can be read out | Yes |

| Ambient conditions | |
|--------------------------------------|-------|
| Ambient temperature during operation | |
| • min. | 0 °C |
| • max. | 60 °C |

Configuration

| | |
|------------------------|---------------------|
| Configuration software | |
| • STEP 7 | Yes; V5.5 or higher |

| | |
|--------------------------------|----------------------|
| Programming | |
| • Command set | see instruction list |
| • Nesting levels | 8 |
| • System functions (SFC) | see instruction list |
| • System function blocks (SFB) | see instruction list |

| | |
|----------------------|-----|
| Programming language | |
| — LAD | Yes |
| — FBD | Yes |
| — STL | Yes |
| — SCL | Yes |
| — CFC | Yes |
| — GRAPH | Yes |
| — HiGraph® | Yes |

| | |
|---|----------------------------|
| Know-how protection | |
| • User program protection/password protection | Yes |
| • Block encryption | Yes; With S7 block Privacy |

Dimensions

| | |
|--------|--------|
| Width | 40 mm |
| Height | 125 mm |
| Depth | 130 mm |






Weights

| | |
|-----------------|-------|
| Weight, approx. | 340 g |
|-----------------|-------|

Classifications

| | Version | Classification |
|--------|---------|----------------|
| eClass | 14 | 27-24-22-07 |
| eClass | 12 | 27-24-22-07 |
| eClass | 9.1 | 27-24-22-07 |
| eClass | 9 | 27-24-22-07 |
| eClass | 8 | 27-24-22-07 |
| eClass | 7.1 | 27-24-22-07 |
| eClass | 6 | 27-24-22-07 |
| ETIM | 10 | EC000236 |
| ETIM | 9 | EC000236 |
| ETIM | 8 | EC000236 |
| ETIM | 7 | EC000236 |
| IDEA | 4 | 3565 |
| UNSPSC | 15 | 32-15-17-05 |

Approvals / Certificates

| General Product Approval | Test Certificates | Maritime application |
|---|--|---|
|     | Type Test Certificates/Test Report |  |
| Maritime application | other | Environment |



[Confirmation](#)



[Environmental Con-
firmations](#)

Environment



Siemens
EcoTech



last modified:

4/7/2025